


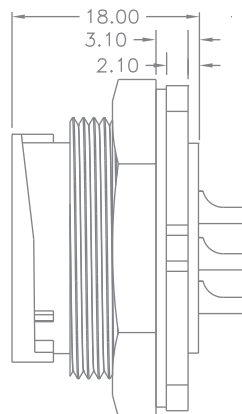


D-Size

Circle

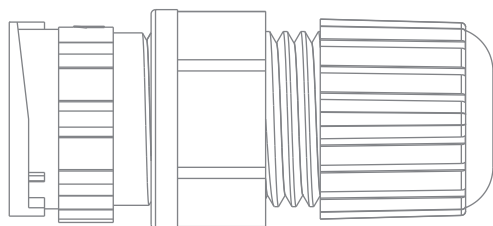


Square

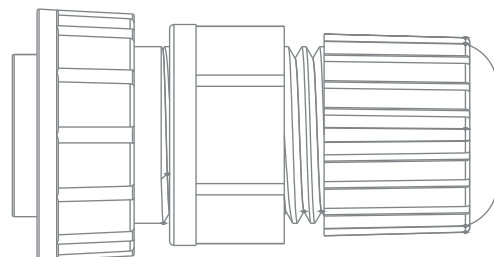


Assembly

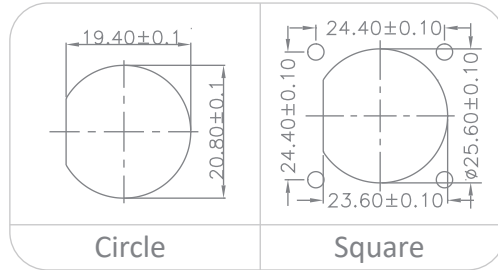
Male



Female



Panel Cut-out



Electrical Features

Female						
Male						
Pin Way	2PIN	3PIN	4PIN	5PIN	6PIN	7PIN
Rated Current	20A					
Applicable temperature : $-40^{\circ}\text{C} \sim +105^{\circ}\text{C}$						

Female						
Male						
Pin Way	18PIN	20PIN	21PIN	22PIN	24PIN	25PIN
Rated Current	5A	2A				
Applicable temperature : $-40^{\circ}\text{C} \sim +105^{\circ}\text{C}$						

Part Numbering System

