

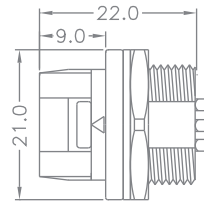
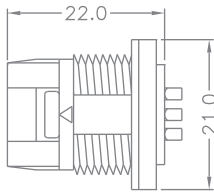


Panel

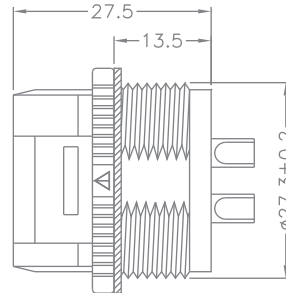
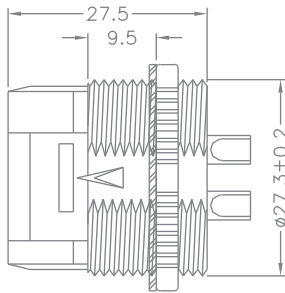
Front Mount

Rear Mount

PLB



PLD

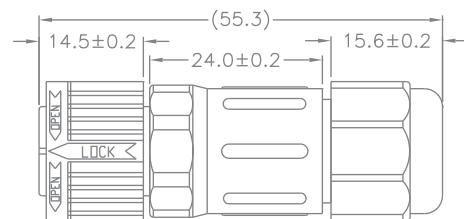
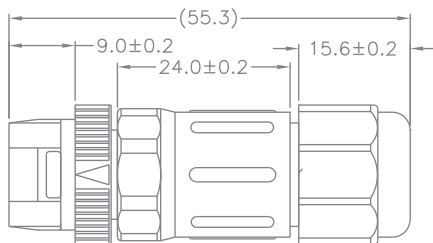


Assembly

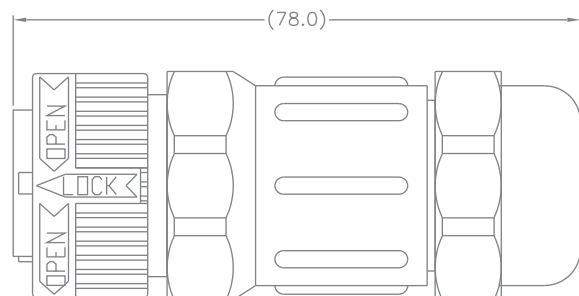
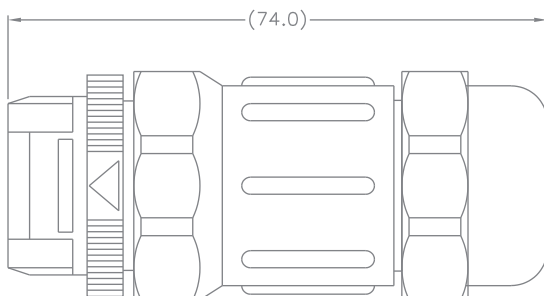
Male

Female

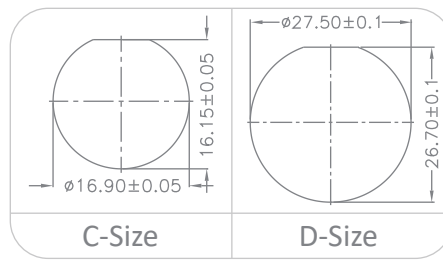
PLB



PLD



Panel Cut-out



Electrical Features

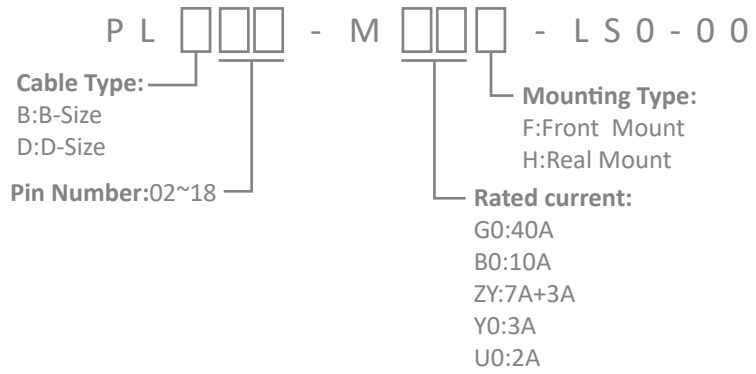
Female					
Male					
Pin Way	2PIN	3PIN	4PIN	5PIN	6PIN
Rated Current	10A				
Rated Voltage	250V				
Applicable temperature : -40°C~+105°C					

Female					
Male					
Pin Way	7PIN	10PIN	12PIN	14PIN	18PIN
Rated Current	7A+3A	2A			
Rated Voltage	250V	100V			
Applicable temperature : -40°C~+105°C					

Part Numbering System

09
PushLock

Panel :



Cable Assembly :

