

C-Series

11

C-Series



Plugs



FSX



FSE

Receptacles



FGK

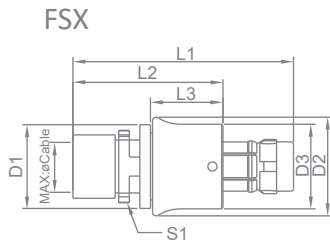


FG8

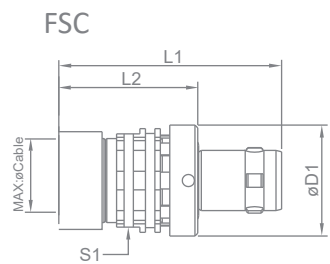
Technical Characteristics

Climatical category	IEC 60068-1	55/175/21
Protection index(mated)	IEC 60529	IP68
Salt spray corrosion test	IEC 60512-6 test 11f	>96h
Shock resistance	IEC 60512-4 test 6c	100g,6ms
Resistance to vibration	IEC 60512-4 test 6d	10-2000Hz,15g
Temperature Range	-55°C,+250°C	
Humidity	Up to 95% at 60%	
Endurance	IEC 60512-5 test 9a	>5000cycles
Characteristics	Standrad	Value

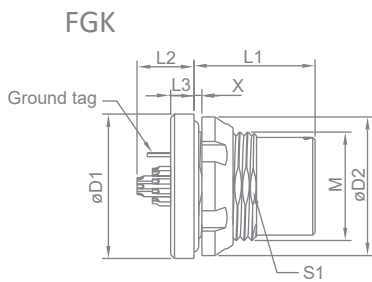
Panel-Dip Rear mount



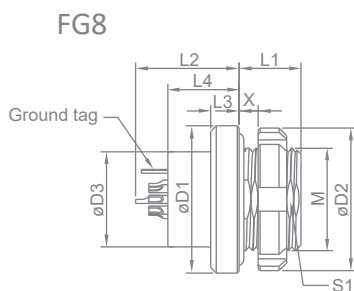
Reference		Dimensions(mm)				
Model	Series	L1	L2	D1	S1	MAX Cable diameter
FSX	0C	31.4	21.4	11.9	6.5	5.0
FSX	1C	33.2	22.4	13.9	8	6.5
FSX	2C	32.7	22.7	14.5	10	8.0



Reference		Dimensions(mm)				
Model	Series	L1	L2	D1	S1	MAX Cable diameter
FSC	0C	23.9	14.9	11.9	10	5.0
FSC	1C	29.3	18.5	13.9	11	6.5
FSC	2C	31.0	19.0	17.6	14	10.0

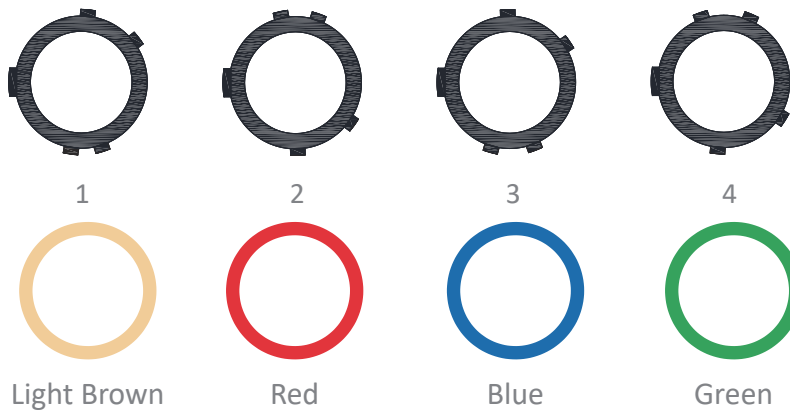


Reference		Dimensions(mm)					
Model	Series	L1	L2	D1	D2	M	S1
FGK	0C	13.0	7.5	15.5	15.0	M11x0.75	10.0
FGK	1C	15.5	8.5	18.5	17.9	M14x1.0	13.1
FGK	2C	17.5	9.5	20.8	21.9	M16x1.0	15.1



Reference		Dimensions(mm)					
Model	Series	L1	L2	D1	D2	M	S1
FG8	0C	6.5	15.5	15.5	15.0	M11x0.75	10.0
FG8	1C	8.0	19.0	17.9	17.9	M14x1.0	13.1
FG8	2C	8.0	21.5	21.9	21.9	M16x1.0	15.1








Alignment Key













Insulator Configuration

11

C-Series

0C	Socket side							
	Contact No.	2	3	4	5	6	7	9
	Insulator	02	03	04	05	06	07	09
	øA(MM)	0.9	0.9	0.7	0.7	0.5	0.5	0.5

1C	Socket side							
	Contact No.	2	3	4	5	6	7	8
	Insulator	02	03	04	05	06	07	08
	øA(MM)	1.3	1.3	0.9	0.9	0.7	0.7	0.7

1C	Socket side			
	Contact No.	10	14	16
	Insulator	10	14	16
	øA(MM)	0.5	0.5	0.5

2C	Socket side							
	Contact No.	2	3	4	5	6	7	8
	Insulator	02	03	04	05	06	07	08
	øA(MM)	2.0	1.6	1.3	1.3	1.3	1.3	0.9
2C	Socket side							
	Contact No.	10	12	14	16	18	19	26
	Insulator	10	12	14	16	18	19	26
	øA(MM)	0.9	0.7	0.7	0.7	0.7	0.7	0.5

Part Numbering System

